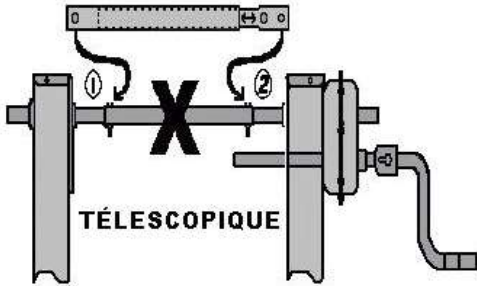


SUPPORT VERTICAL

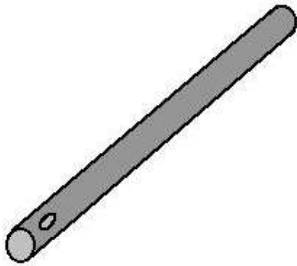
ACCESSOIRES

ARBRE DE TRANSMISSION

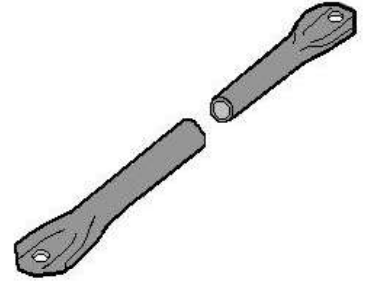


TÉLESCOPIQUE

TUBE TRANSVERSAL



ENTRETOISE LATÉRALE



44-3-021 | TÉLESCOPIQUE de 21" à 32"

44-3-022 | TÉLESCOPIQUE de 29" à 47"

44-3-023 | TÉLESCOPIQUE de 44" à 79"

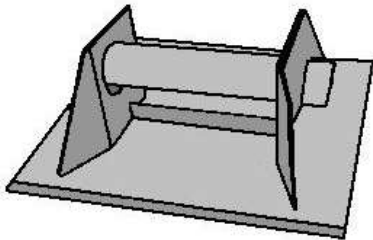
44-3-001 | AJUSTABLE de 22" à 30"

44-3-002 | AJUSTABLE de 26" à 41"

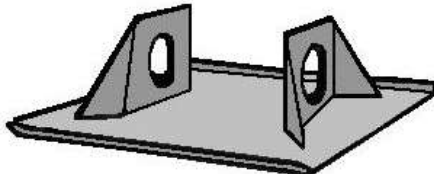
44-3-003 | AJUSTABLE de 42" à 57"

44-1-079 | 84" long

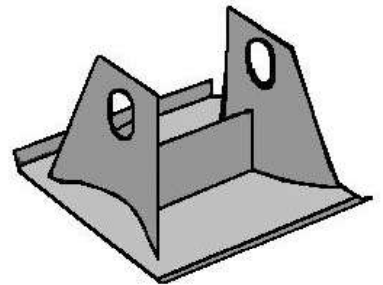
SABOT POUR SUPPORT VERTICAL



SABOT POUR SUPPORT VERTICAL



SABOT



44-3-006 | Complet 3-5/8" H.C.

44-3-008 | Axe plein

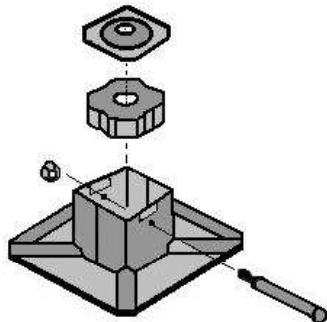
44-3-009 | Goupille fendue

44-3-005 | 10" X 10" X 4-3/8"

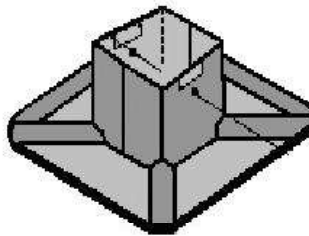
44-3-007 | 12" X 12" x 4-3/8"

44-3-004 | 12" X 12" SURBAISSÉ

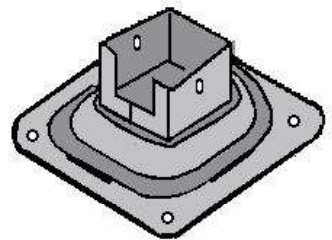
SABOT DE REMPLACEMENT



SABOT



SABOT À COUSSINS AMOVIBLE



44-6-065 | BINKLEY | ENSEMBLE

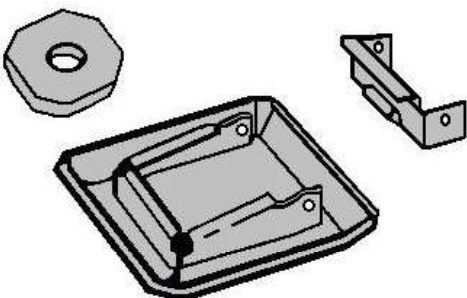
44-6-076 | BINKLEY

44-1-245 | HOLLAND MARK V

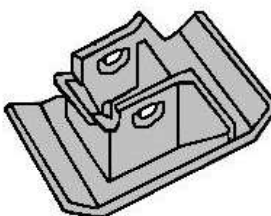
44-7-012 | 10" X 10"

10" X 10"

12" X 12"



SABOT PIVOTANT



PLAQUE APPUI DE SABOT



44-5-096 | FRUEHAUF | SABOT

44-4-074 | COUSSIN CAOUTCHOUC

44-5-075 | SUPPORT

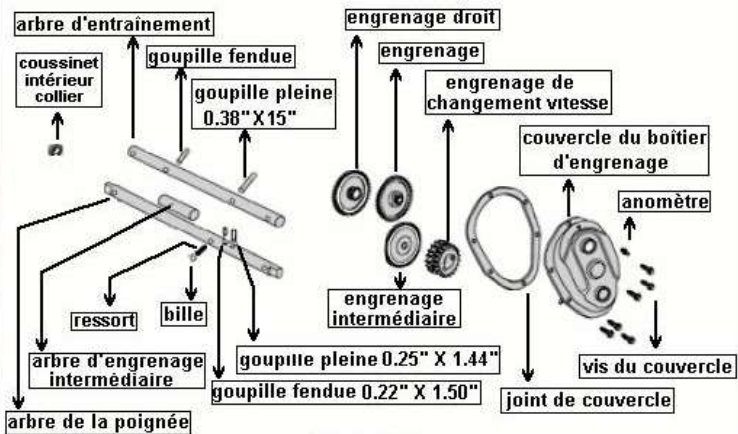
44-5-098 | FRUEHAUF

44-3-017 | 15" X 17"

SUPPORT VERTICAL

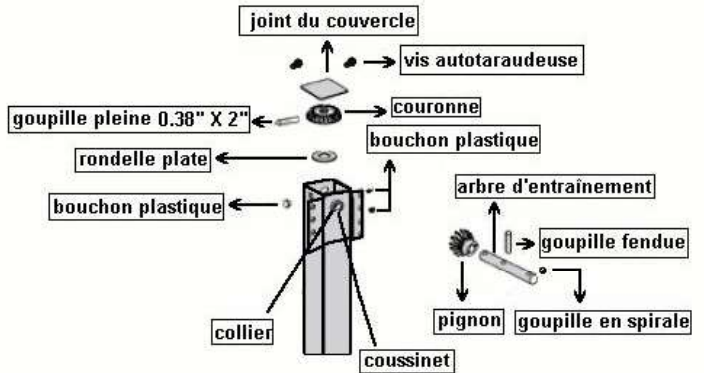
ACCESSOIRES

ENSEMBLE DE RÉPARATION DE BOÎTIER D'ENGRENAGE HOLLAND MARK V



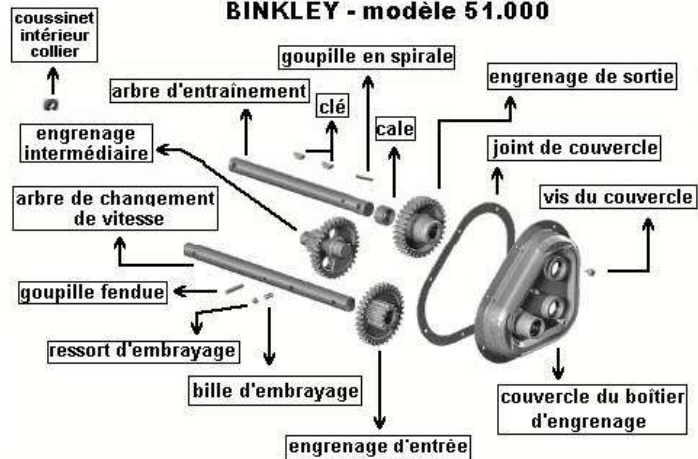
44-1-211

ENSEMBLE DE RÉPARATION DE PIGNON HOLLAND MARK V



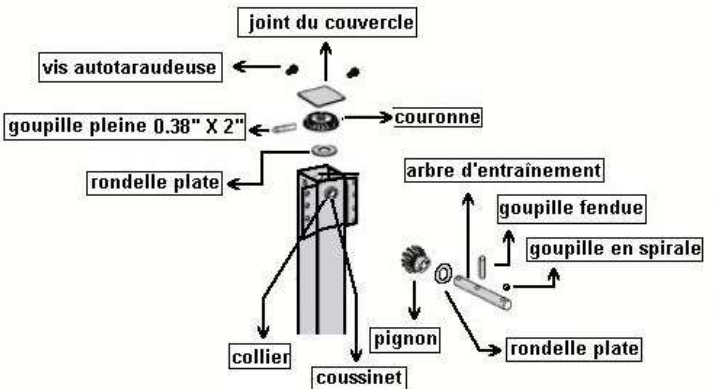
44-1-213

ENSEMBLE DE RÉPARATION DE BOÎTIER D'ENGRENAGE BINKLEY - modèle 51.000



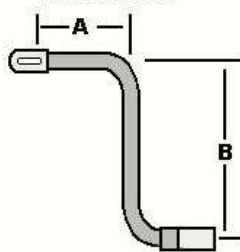
44-6-046

ENSEMBLE DE RÉPARATION DE PIGNON BINKLEY - modèle 51000



44-6-055

MANIVELLE RÉGULIÈRE VERTICALE



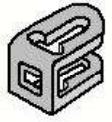
TYPE 1



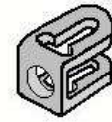
TYPE 2



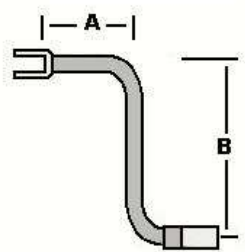
TYPE 3



TYPE 4



MANIVELLE INVERSÉE HORIZONTALE



TYPE 1	dim.A	dim.B	TYPE 2	dim.A	dim.B	TYPE 1	dim.A	dim.B	TYPE 2	dim.A	dim.B
44-1-088	11-5/8"	13-1/2"	44-6-057	6"	14"	44-1-088B	11-5/8"	14"	44-2-112B	13-1/2"	13"
44-1-089	17"	14"	44-2-099	11-1/2"	13"	44-1-089B	17"	14"			
44-1-090	9-1/8"	14"	44-2-112	13-1/2"	13"	44-1-090B	9-1/8"	14"			
44-1-093	20"	13-1/2"	44-6-059	11"	14"	44-1-094B	14-1/2"	14"			
44-1-094	14-1/2"	14"	44-2-134	12-9/16"	12"						
TYPE 3	dim.A	dim.B	TYPE 4	dim.A	dim.B	TYPE 3	dim.A	dim.B	TYPE 4	dim.A	dim.B
44-1-088A	11-5/8"	14"	44-2-099 A	11"	13"	44-7-089S	10-1/2"	14"	44-2-100S	7-1/2"	13-1/2"
44-7-089A	10-1/2"	14"	44-2-101 A	20"	13-1/2"	44-7-100S	8-1/4"	14"	44-2-130S	15"	13"
44-7-100A	8-1/4"	14"	44-2-100A	7-1/4"	13"				44-2-101S	21"	13"
44-7-088A	14-3/4"	14"	44-2-136A	9-5/8"	13"						
44-7-090A	17-3/4"	14"	44-2-130A	15"	13"						
			44-2-132A	16-1/8"	13"						